



Motion Inspector/Pad
What's new
Version 1.06.03

Table of Contents

| | |
|---|----------|
| 1. OVERVIEW..... | 3 |
| 2. WHAT'S NEW..... | 4 |
| 2.1. MI: added vector scope..... | 4 |
| 2.2. MV: added tool for distance and angle measurement..... | 5 |
| 2.2.1. Distance..... | 6 |
| 2.2.2. Angle..... | 7 |
| 2.3. Miscellaneous..... | 8 |

Copyright © Integrated Design Tools, Inc.

The information in this manual is for information purposes only and is subject to change without notice. Integrated Design Tools, Inc. makes no warranty of any kind with regards to the information contained in this manual, including but not limited to implied warranties of merchantability and fitness for a particular purpose. Integrated Design Tools, Inc. shall not be liable for errors contained herein nor for incidental or consequential damages from the furnishing of this information. No part of this manual may be copied, reproduced, recorded, transmitted or translated without the express written permission of Integrated Design Tools, Inc.

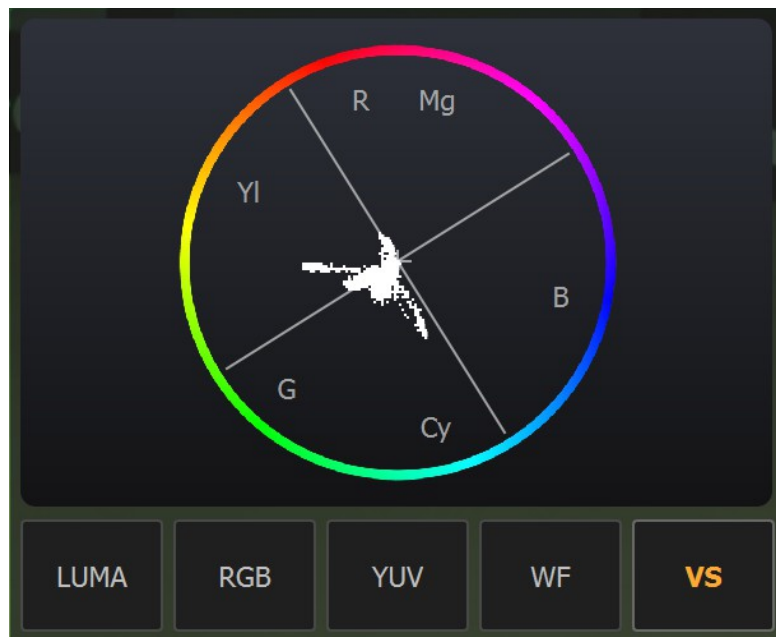
1. Overview

This document only lists a short summary of additions, improvements and changes in the GUI between Motion Inspector/Pad versions.

2. What's new

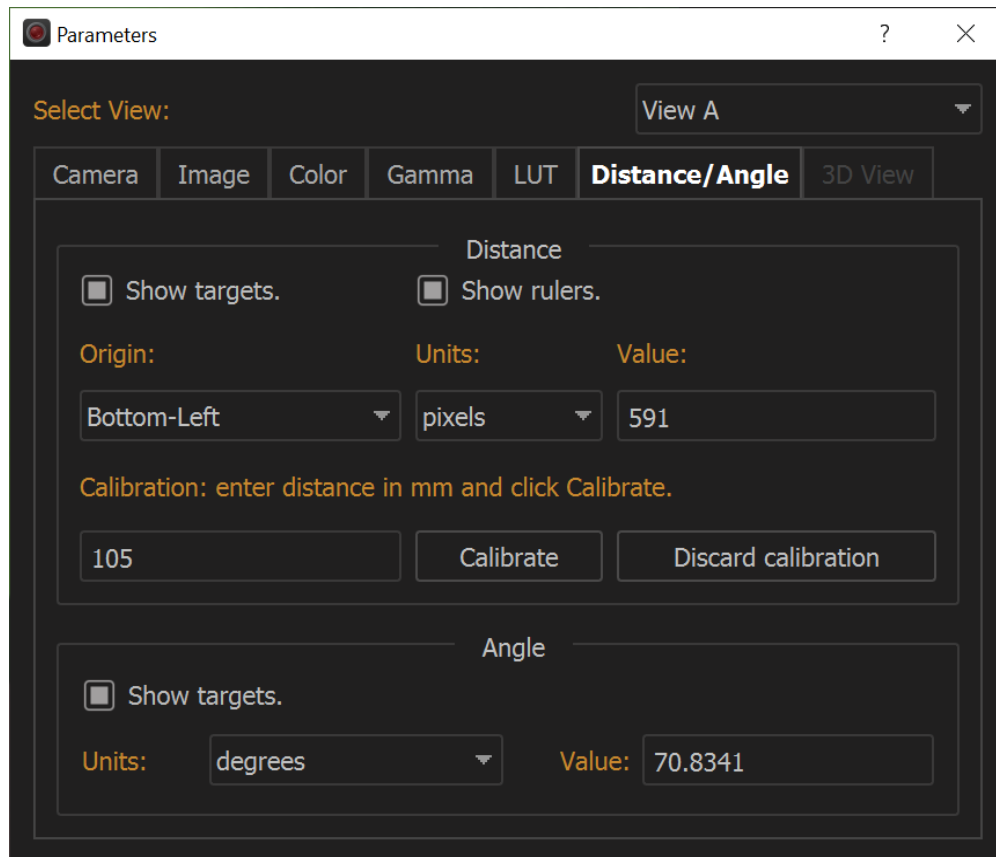
2.1. MI: added vector scope

Vector-scope tab has been added to histogram panel.




2.2. MV: added tool for distance and angle measurement

Select the “Distance/angle” tab from the parameters dialog. This tool will allow calculations of distances and/or angles.



2.2.1. Distance

Enable “show targets” and move three targets on the image. The angle is calculated and shown in one of the selected units.



Show rulers: select this option to display rulers on left and bottom sides of the image.

Origin: select where the origin is located.


Units: units can be pixels or km, m, mm, us, inches and feet.

Value: it shows the calculated distance in the selected units.

Calibration is mandatory if units are not in pixels. To do so, move the targets, enter a known distance in mm and click “Calibrate”. Calibration can also be discarded.

2.2.2. Angle

Enable “show targets” and move three targets on the image. The angle is calculated and shown in one of the selected units.



Units: select degrees or radians

Value: the value of the angles is calculated and displayed in the selected units.

2.3. Miscellaneous

- MI: added support for latest OS-II and XS-II camera models.
- MI: stop playback when download starts
- MI/MV: save and restore main window position.
- MV: fixed raw conversion of data from SD-card.
- MV: added option to open video files after conversion.
- MV: added 3D LUT load and reset buttons to LUT tab.
- MV: removed delete after conversion option when raw files are converted.
- MP: enable MT when auto download is on (POV camera).
- MP: disable playback when images are loaded from or saved to SD-card.
- CM: enumerate clips from Time Capsule.